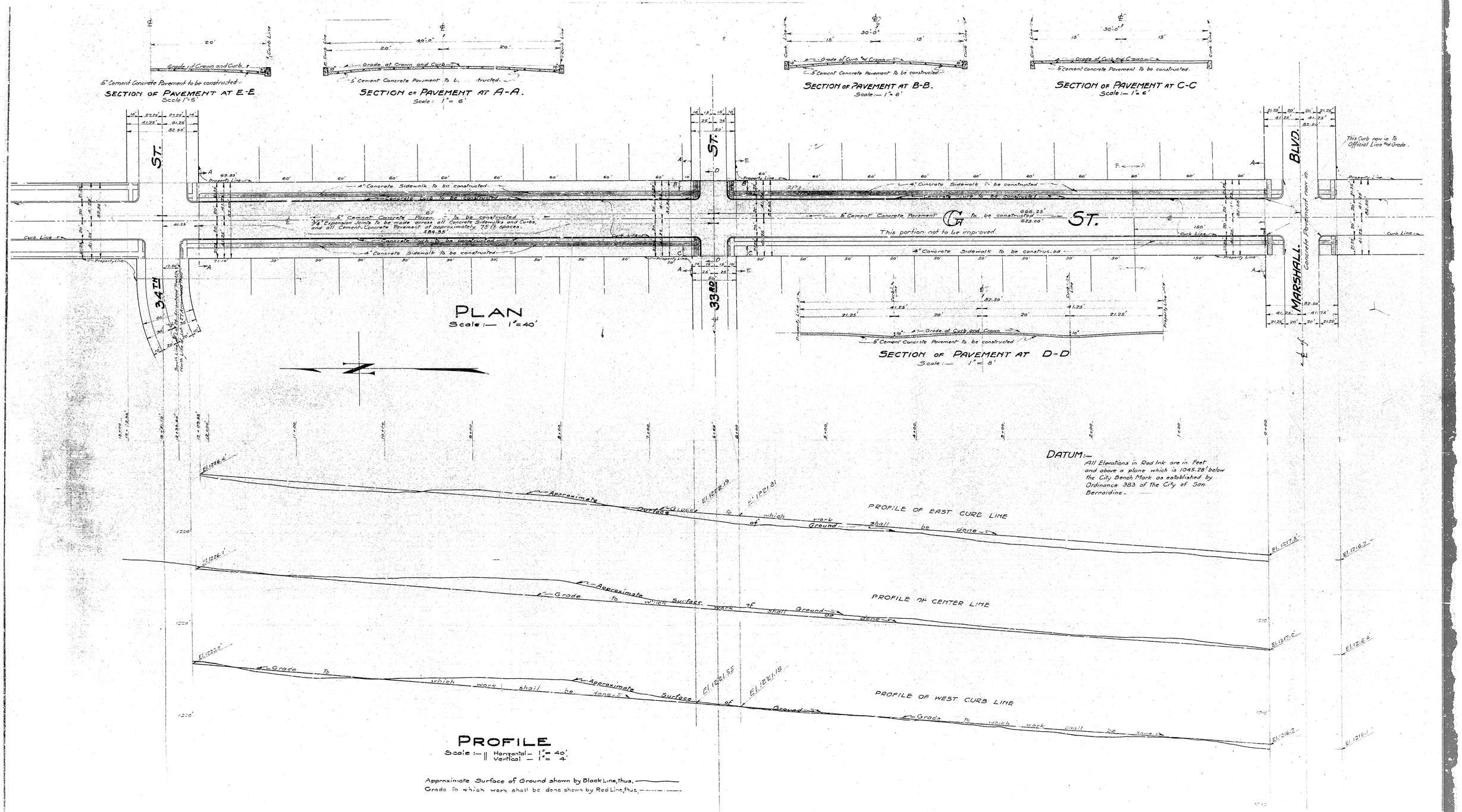
SECTION OF PAVEMENT AT E-E
Scale 1"=6'
SECTION OF PAVEMENT AT A-A.
Scale: 1"= 6'
SECTION OF PAVEMENT AT B-B.
Scale:— 1"= 6'
SECTION OF PAVEMENT AT C-C
Scale:— 1"= 6'
SECTION OF PAVEMENT AT D-D
Scale:— 1"= 8'
5" Cement Concrete Pavement to be constructed
Grade of Crown and Curb
4" Concrete Sidewalk to be constructed
Concrete Curb to be constructed
5" Cement Concrete Pavement to be constructed
3/4" Expansion Joints to be made across all Concrete Sidewalks and Curbs, and all Cement-Concrete Pavement at approximately 75 ft. spaces.
584.55
This portion not to be improved.
This Curb now in its Official Line and Grade.
Concrete Pavement now in
PLAN
Scale:— 1"=40'
34TH ST.
33RD ST.
MARSHALL BLVD.
DATUM:—
All Elevations in Red Ink are in Feet and above a plane which is 1045.28' below the City Bench Mark as established by Ordinance 383 of the City of San Bernardino.
PROFILE OF EAST CURB LINE
PROFILE OF CENTER LINE
PROFILE OF WEST CURB LINE
Approximate Surface of Ground
Grade to which work shall be done
PROFILE
Scale:— Horizontal — 1"= 40'
Vertical — 1"= 4'
Approximate Surface of Ground shown by Black Line, thus.
Grade to which work shall be done shown by Red Line, thus.

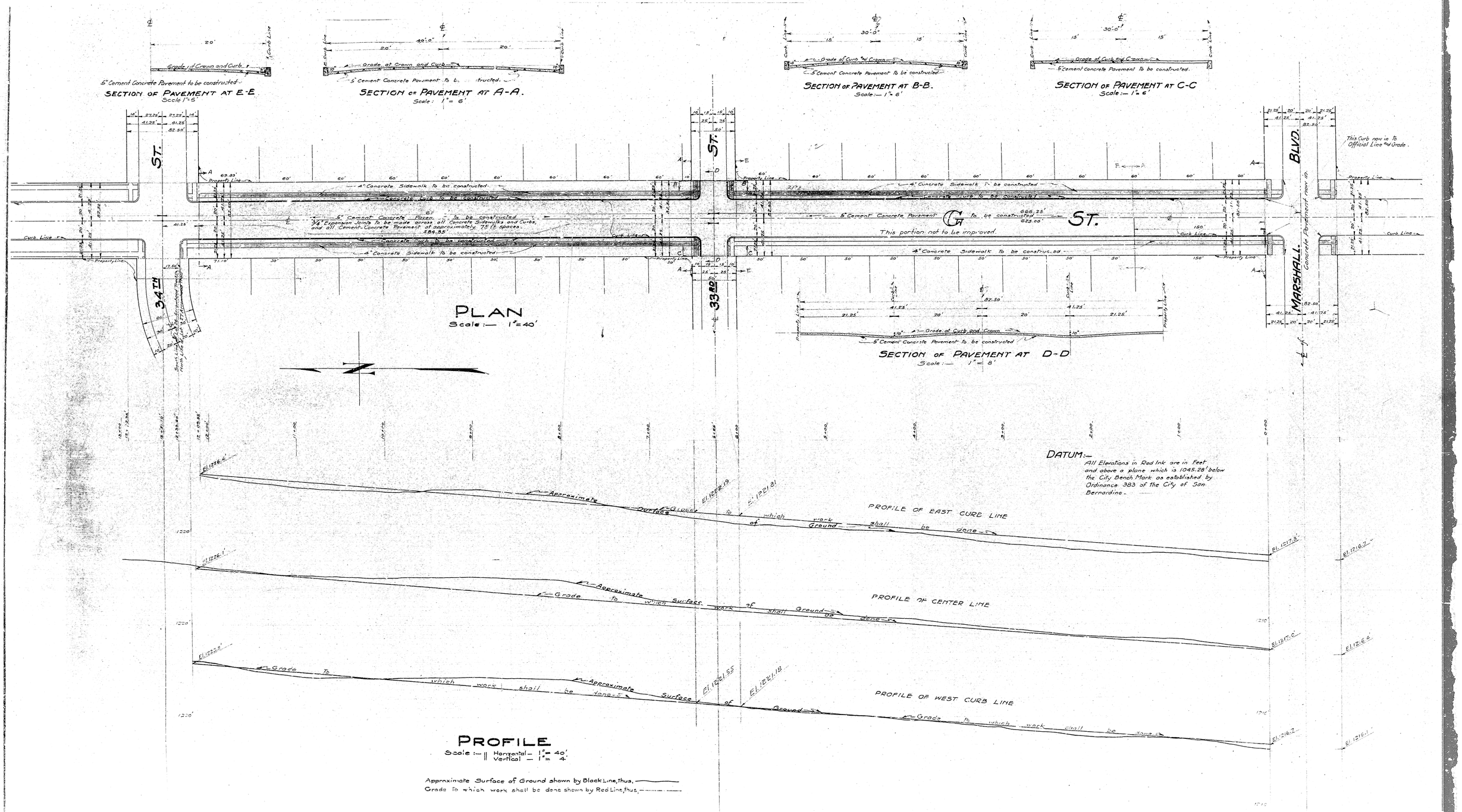
SECTION OF PAVEMENT AT E-E
Scale 1"=6'
SECTION OF PAVEMENT AT A-A.
Scale: 1"= 6'
SECTION OF PAVEMENT AT B-B.
Scale:— 1"= 6'
SECTION OF PAVEMENT AT C-C
Scale:— 1"= 6'
SECTION OF PAVEMENT AT D-D
Scale:— 1"= 8'
5" Cement Concrete Pavement to be constructed
Grade of Crown and Curb
4" Concrete Sidewalk to be constructed
Concrete Curb to be constructed
5" Cement Concrete Pavement to be constructed
3/4" Expansion Joints to be made across all Concrete Sidewalks and Curbs, and all Cement-Concrete Pavement at approximately 75 ft. spaces.
584.55
This portion not to be improved.
This Curb now in its Official Line and Grade.
Concrete Pavement now in
PLAN
Scale:— 1"=40'
34TH ST.
33RD ST.
MARSHALL BLVD.
DATUM:—
All Elevations in Red Ink are in Feet and above a plane which is 1045.28' below the City Bench Mark as established by Ordinance 383 of the City of San Bernardino.
PROFILE OF EAST CURB LINE
PROFILE OF CENTER LINE
PROFILE OF WEST CURB LINE
Approximate Surface of Ground
Grade to which work shall be done
PROFILE
Scale:— Horizontal — 1"= 40'
Vertical — 1"= 4'
Approximate Surface of Ground shown by Black Line, thus.
Grade to which work shall be done shown by Red Line, thus.

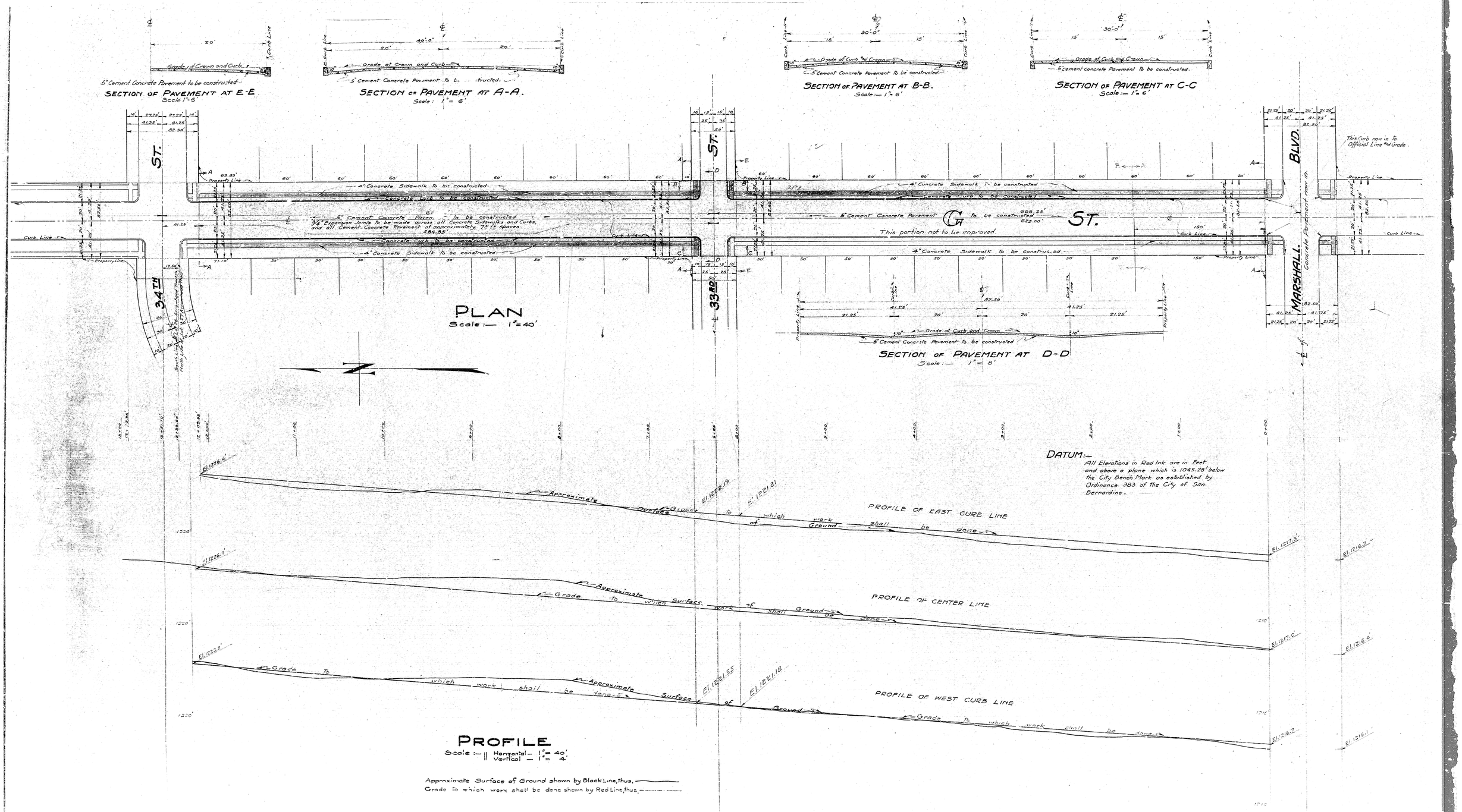
SECTION OF PAVEMENT AT E-E
Scale 1"=6'
SECTION OF PAVEMENT AT A-A.
Scale: 1"= 6'
SECTION OF PAVEMENT AT B-B.
Scale:— 1"= 6'
SECTION OF PAVEMENT AT C-C
Scale:— 1"= 6'
SECTION OF PAVEMENT AT D-D
Scale:— 1"= 8'
5" Cement Concrete Pavement to be constructed
Grade of Crown and Curb
4" Concrete Sidewalk to be constructed
Concrete Curb to be constructed
5" Cement Concrete Pavement to be constructed
3/4" Expansion Joints to be made across all Concrete Sidewalks and Curbs, and all Cement-Concrete Pavement at approximately 75 ft. spaces.
584.55
This portion not to be improved.
This Curb now in its Official Line and Grade.
Concrete Pavement now in
PLAN
Scale:— 1"=40'
34TH ST.
33RD ST.
MARSHALL BLVD.
DATUM:—
All Elevations in Red Ink are in Feet and above a plane which is 1045.28' below the City Bench Mark as established by Ordinance 383 of the City of San Bernardino.
PROFILE OF EAST CURB LINE
PROFILE OF CENTER LINE
PROFILE OF WEST CURB LINE
Approximate Surface of Ground
Grade to which work shall be done
PROFILE
Scale:— Horizontal — 1"= 40'
Vertical — 1"= 4'
Approximate Surface of Ground shown by Black Line, thus.
Grade to which work shall be done shown by Red Line, thus.